

**CITY OF PEORIA, ARIZONA
STAFF REPORT**

RPT #: SSI

Date Prepared: August 12, 2009

Council Meeting Date: August 25, 2009

TO: Carl Swenson, City Manager

THROUGH: Susan K. Thorpe, Deputy City Manager *SKT*

FROM: Larry J. Ratcliff, Chief of Police *LJR*

SUBJECT: Police Department Red Light Enforcement Program

SUMMARY:

The Peoria Police Department will update the City Council regarding the Red Light Camera Safety Program which was implemented January, 2008. This pilot program was proposed for a minimum of three major intersections which were identified as having excessive red light violations and collisions.

The Red Light Enforcement Program update will include information on violation protocols, activity recaps, collision summary and the implementation of the yellow light timing change.

Peoria Police Department
Red Light Camera
Safety Program Update

Peoria City Council Study Session
August 25, 2009

Historical Review

- Program implemented January 31, 2008, after 30 day warning period

Four intersections were identified for the program

- 83rd Avenue & Union Hills
- 91st Avenue & Bell Road
- 75th Avenue & Thunderbird Road
- 83rd Avenue & Thunderbird Road

Final Intersection at 83rd Avenue & Thunderbird completed June 30, 2008

Violation Vetting Protocols

- Vendor Redflex conducts initial review of activations
- Redflex submits activations to Peoria PD for review
- Peoria Red Light Coordinator conducts second review
 - Reviews video and still photos of activations
 - Confirms identity of the driver
 - Rejects or approves activations
 - Benefit of the doubt always goes to the driver if it is too close to definitively determine a violation

Peoria Municipal Court conducts third vetting as part of the adjudication process if it results in court action

Redflex Rejected & Submitted Activations Since Inception

	Activations	Rejected	Submitted
83 rd Avenue & Union Hills	32,056	16,074	15,982
91 st Avenue & Bell Road	15,585	6,584	9,001
75 th Avenue & Thunderbird	6,860	4,144	2,716
83 rd Avenue & Thunderbird	12,222	7,905	4,317
Totals	66,723	34,707	32,016


❖ January 31, 2008 – June 30, 2009

Peoria PD Rejected & Approved Activations Since Inception

	<u>Rejected</u>	<u>Approved</u>
83 rd Avenue & Union Hills	2,885	13,097
91 st Avenue & Bell Road	1,617	7,384
75 th Avenue & Thunderbird	754	1,962
83 rd Avenue & Thunderbird	1,054	3,263
Totals	6,310	25,706

January 31, 2008 – June 30, 2009

Video & Photo Vetting Process



Red Light video

Photo #1

Location: PEO-83UH-01 S/B 83rd Ave Union Hills Dr Peoria, AZ (v4.9.30.0)
Date: Saturday 21 March 2009 Time: 10:51:43 Frame: 3 Speed Limit: 40 MPH
Lane: 2 Vehicle Speed: 21 MPH RED : 1.80 Elapsed Time: 0.00

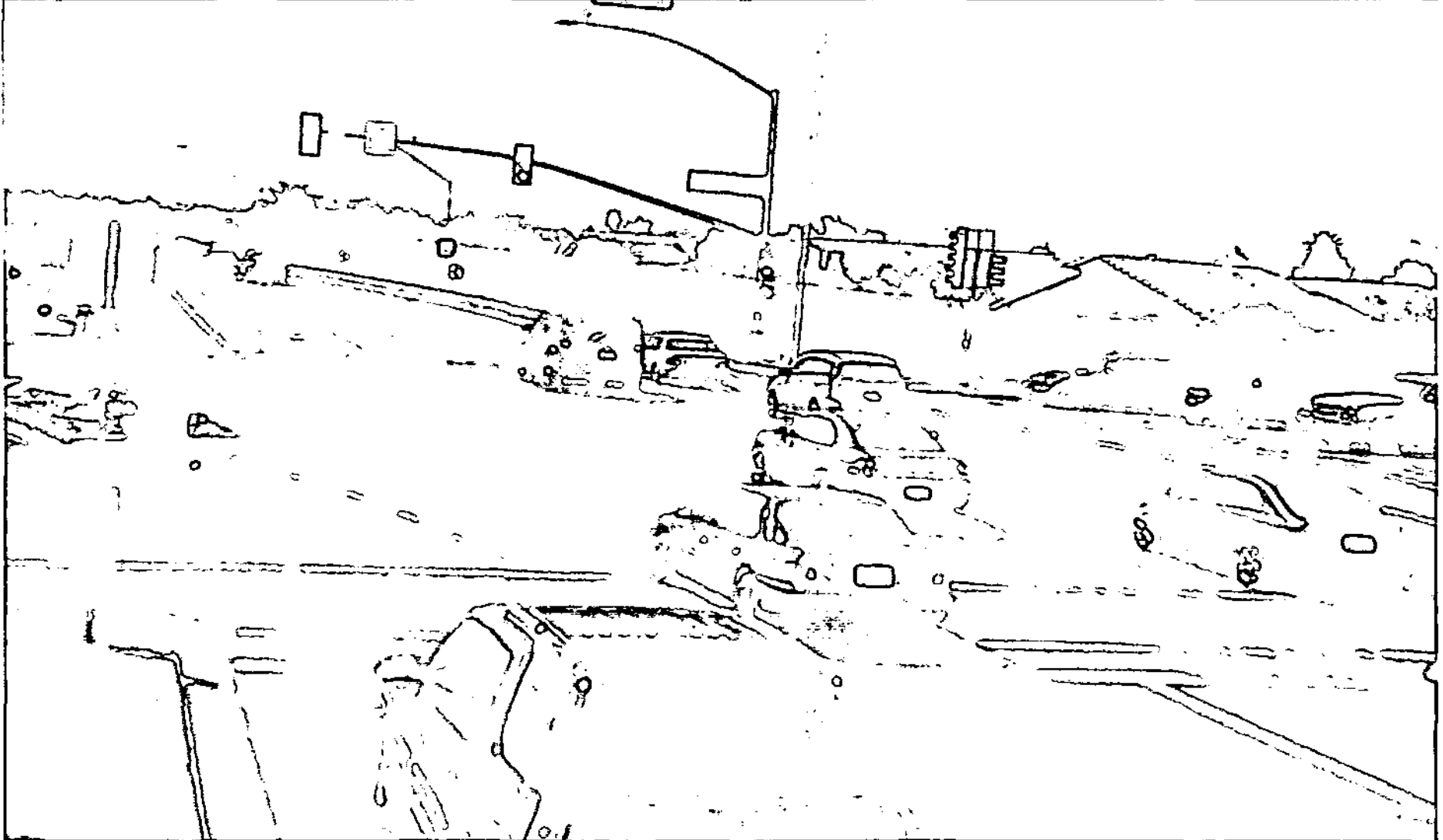


Photo #2

Location: PEO-83UH-01 S/B 83rd Ave Union Hills Dr Peoria, AZ (v4.9.30.0)
Date: Saturday 21 March 2009 Time: 10:51:43 Frame: 3 Speed Limit: 40 MPH
Lane: 2 Vehicle Speed: 21 MPH RED : 2.12 Elapsed Time: 0.31



Photo #3

Location: PEO-83UH-01 S/B 83rd Ave Union Hills Dr Peoria, AZ (v4.9.30.0)
Date: Saturday 21 March 2009 Time: 10:51:45 Frame: 3 Speed Limit: 40 MPH
Lane: 2 Vehicle Speed: 21 MPH RED : 3.17 Elapsed Time: 1.36



Photo #4

Location: PEO-83UH-01 S/B 83rd Ave Union Hills Dr Peoria, AZ (v4.9.30.0)
Date: Saturday 21 March 2009 Time: 10:51:45 Frame: 3 Speed Limit: 40 MPH
Lane: 2 Vehicle Speed: 21 MPH RED : 4.13 Elapsed Time: 2.32



Video & Photo Investigative Value

Collision Video 75th Ave & Thunderbird

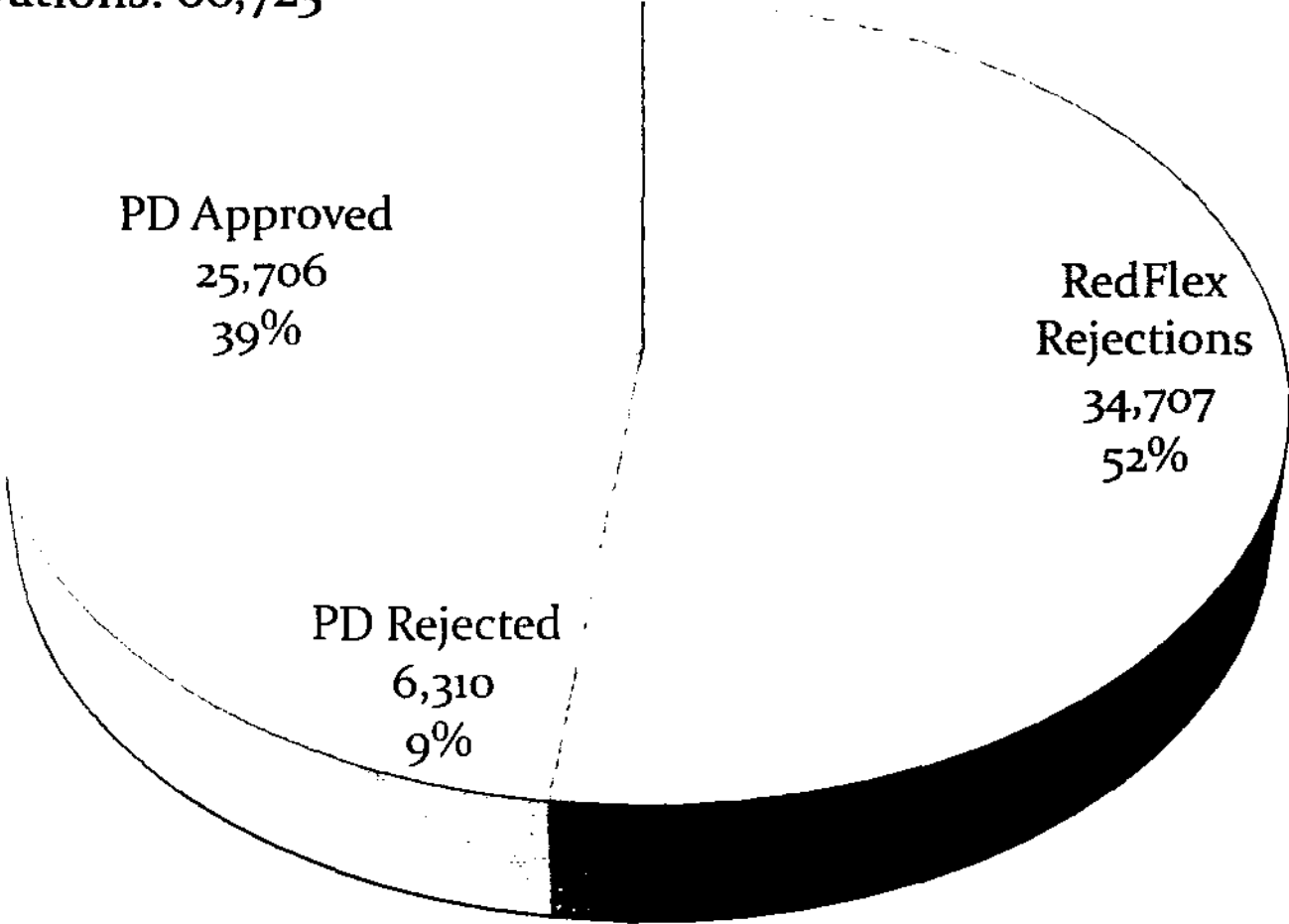
Prolongation Violation

Location: N/B 75th Ave and Thunderbird Rd, Peoria AZ (PEO-75TH-01 4.12.7.0)
Date: Tuesday 16 June 2009 Time: 16:51:50 Frame: 1 Speed Limit: 40 MPH
Lane: 2 Vehicle Speed: 33 MPH RED : 0.25 Elapsed Time: 0.00



Total Activity Recap

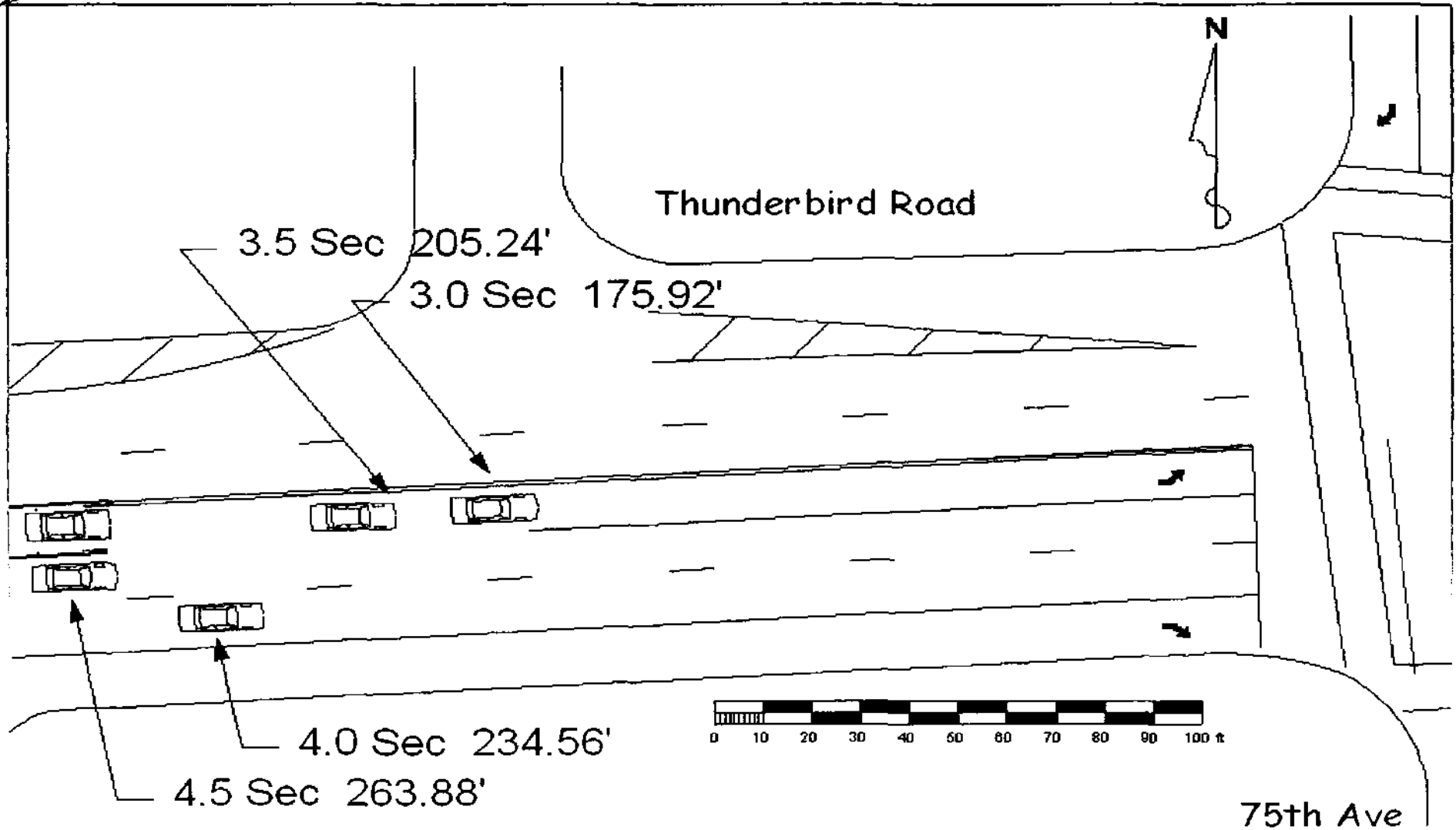
Total Activations: 66,723



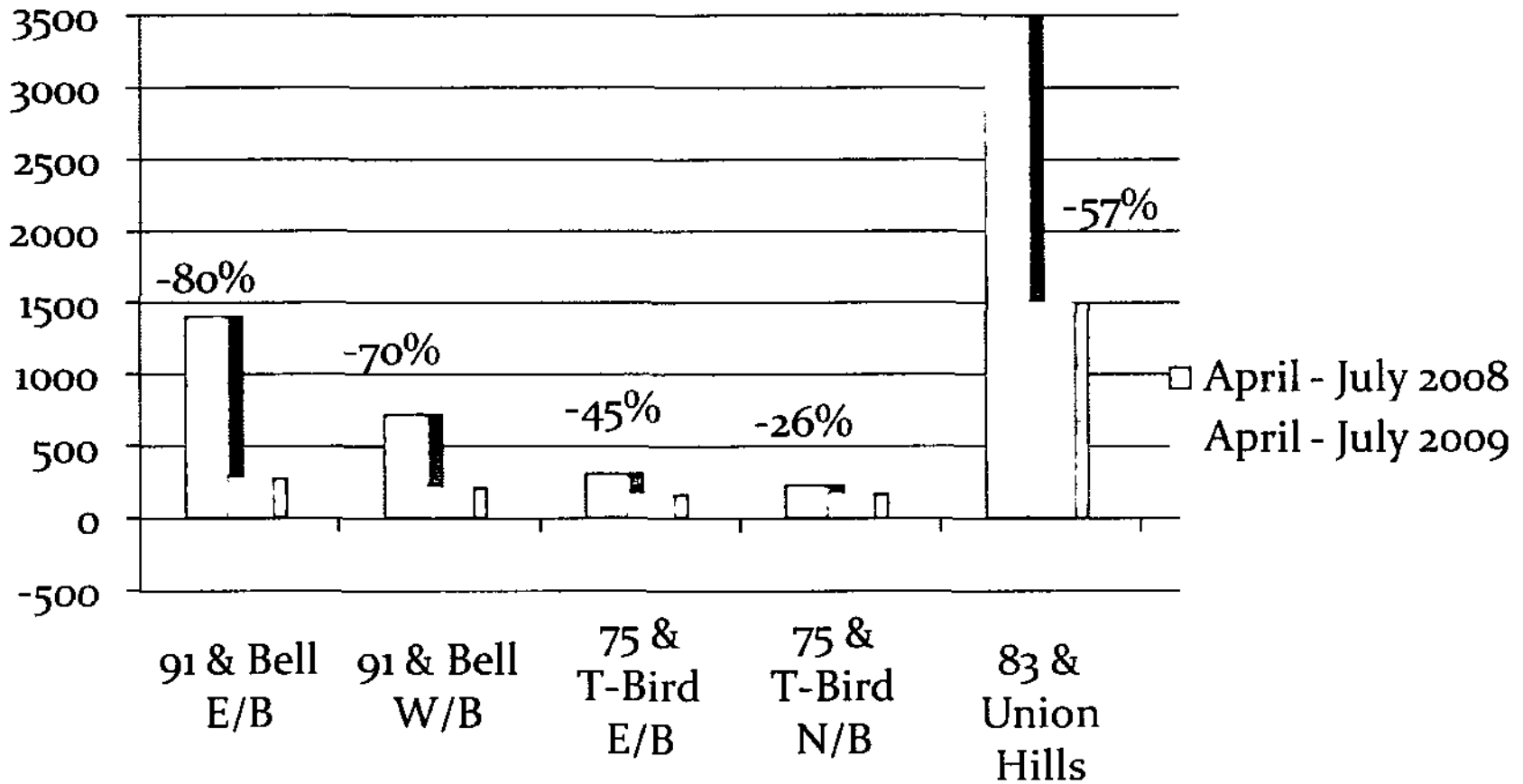
Yellow Light Timing Changes

- On March 1, 2009, the following changes were made to the yellow light timing at Red Light Camera Intersections
 - 91st Ave & Bell Rd, East & Westbound 4.0 to 4.5 sec
 - 75th Ave & Thunderbird Rd, East & Northbound 4.0 to 4.5 sec
 - 83rd Ave & Union Hills, Southbound Left Turn 3.0 to 3.5 sec
 - 83rd Ave & Thunderbird Rd was already set at 4.5 sec

Time & Distance



Activation Impact Of Timing Change



Agency Comparison of Yellow Light Timing

- City of Glendale uses 3 seconds for ALL left turn phases.
- City of Scottsdale uses 3 seconds for ALL left turn phases
- City of Phoenix uses 3 seconds for Protected/Permissive and up to 4 seconds for Protected left turn phases
- City of Chandler uses 3 seconds for Protected/Permissive and 4 seconds for Protected left turn phases

Proposed Yellow Light Timing Changes

Change the Protected Left Turn Phases Throughout the City to 4 seconds, effective September 1st, similar to Phoenix and Chandler.

Over 50% of activations have been at 83rd Ave/Union Hills and 83rd Ave/Thunderbird (Protected Left Turn Movements)

Intended Effect – Reduce activations, increase safety

Collision Summary

	July 2007 / June 2008	July 2008 / June 2009
Union Hills Road		
Rear End or Backing	5	2
Right Angle or Head On	4	3
Red Light Violations	0	1
Stopped for Red Light	0	4
Bell Road		
Rear End or Backing	4	9
Right Angle or Head On	3	4
Red Light Violations	0	1
Stopped for Red Light	1	2
Thunderbird Road & 83 Avenue		
Rear End or Backing	3	10
Right Angle or Head On	8	6
Red Light Violations	3	0
Stopped for Red Light	0	2
Thunderbird Road & 75 Avenue		
Rear End or Backing	1	3
Right Angle or Head On	4	20
Red Light Violations	0	4
Stopped for Red Light	0	2

Financial Activity

Inception to 6/30/09

(18 Months)

Revenues

Description

Amount

Traffic School \$122 ea.

\$ 973,194

Traffic Fine (Varies)

337,870

PCEF \$20 ea.

229,800

Service Fee \$35 ea.

10,657

Total Revenues \$ 1,551,521

Expenditures

Description

Amount

Court Costs

Red Flex Fees \$33 ea.

\$ 321,519

Process Serving \$26 ea.

31,798

Court Staff

385,391

Subtotal Court

738,708

Police Costs

Red Light Coordinator

129,731

Additional Police Staff

31,604

Equipment costs

3,625

Subtotal Police

164,960

Total Expenditures

\$ 903,668

Projected Financial Activity

FY 2010: July 2009-June 2010
(12 Months)

Revenues

<u>Description</u>	<u>Amount</u>
Traffic School \$122 ea.	\$ 442,965
Traffic Fine (Varies)	157,466
PCEF \$20 ea.	105,362
Service Fee \$35 ea.	<u>4,885</u>

Total Revenues \$ 710,678

Expenditures

<u>Description</u>	<u>Amount</u>
<i>Court Costs</i>	
Red Flex Fees \$33 ea.	\$ 173,848
Process Serving \$26 ea.	3,629
Court Staff	<u>292,410</u>
Subtotal Court	<u>469,887</u>

Police Costs

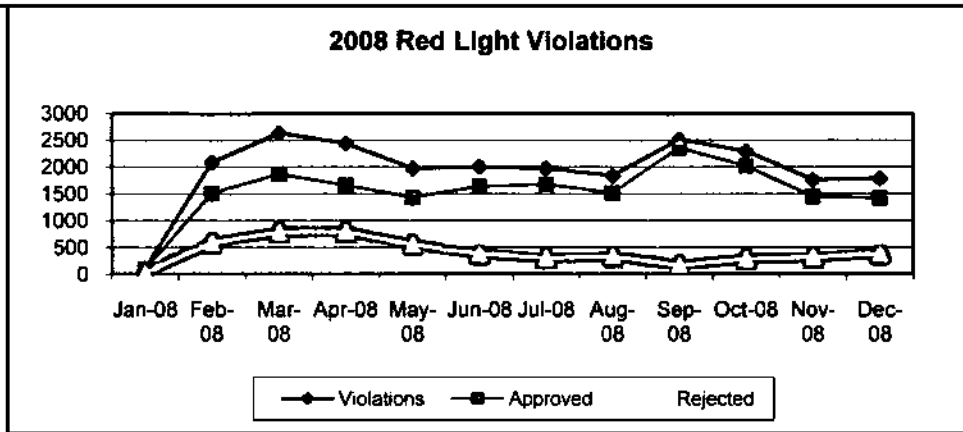
Red Light Coordinator	64,866
Additional Police Staff	0
Equipment costs	<u>0</u>
Subtotal Police	<u>64,866</u>

Total Expenditures \$ 534,753

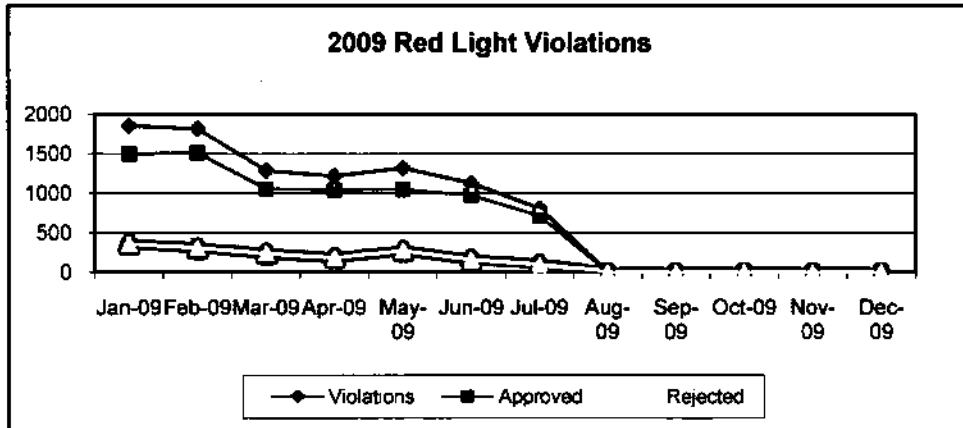
Questions?

Red Light Violation Totals

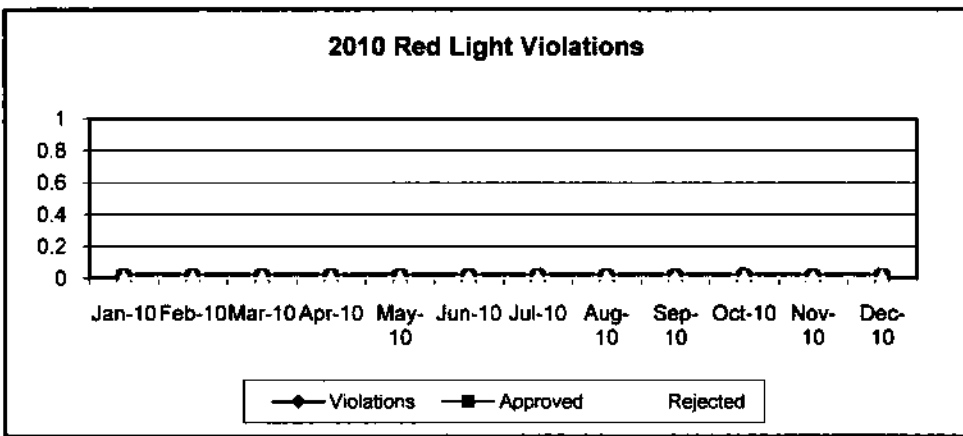
Month	Violations	Approved	Rejected
Jan-08	107	84	23
Feb-08	2079	1499	580
Mar-08	2631	1855	776
Apr-08	2436	1652	784
May-08	1969	1421	548
Jun-08	2001	1627	374
Jul-08	1969	1670	299
Aug-08	1832	1507	325
Sep-08	2511	2352	159
Oct-08	2292	2015	277
Nov-08	1754	1440	314
Dec-08	1786	1413	373
2008 Total	23367	18535	4832



Month	Violations	Approved	Rejected
Jan-09	1851	1496	355
Feb-09	1815	1509	306
Mar-09	1282	1048	234
Apr-09	1214	1035	179
May-09	1314	1045	269
Jun-09	1123	968	155
Jul-09	802	708	94
Aug-09	0	0	0
Sep-09	0	0	0
Oct-09	0	0	0
Nov-09	0	0	0
Dec-09	0	0	0
2009 Total	9401	7809	1592

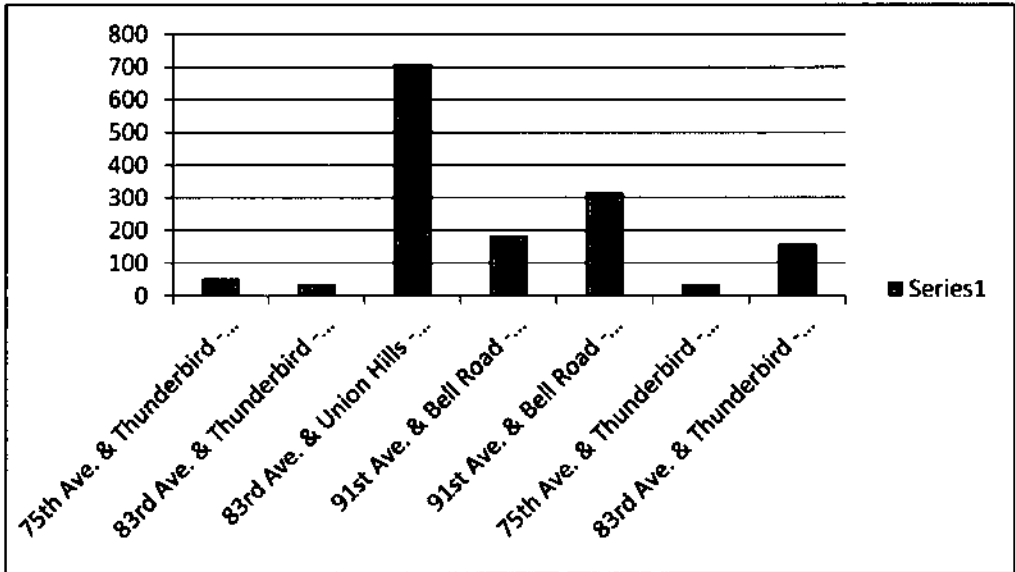


Month	Violations	Approved	Rejected
Jan-10	0	0	0
Feb-10	0	0	0
Mar-10	0	0	0
Apr-10	0	0	0
May-10	0	0	0
Jun-10	0	0	0
Jul-10	0	0	0
Aug-10	0	0	0
Sep-10	0	0	0
Oct-10	0	0	0
Nov-10	0	0	0
Dec-10	0	0	0
2010 Total	0	0	0



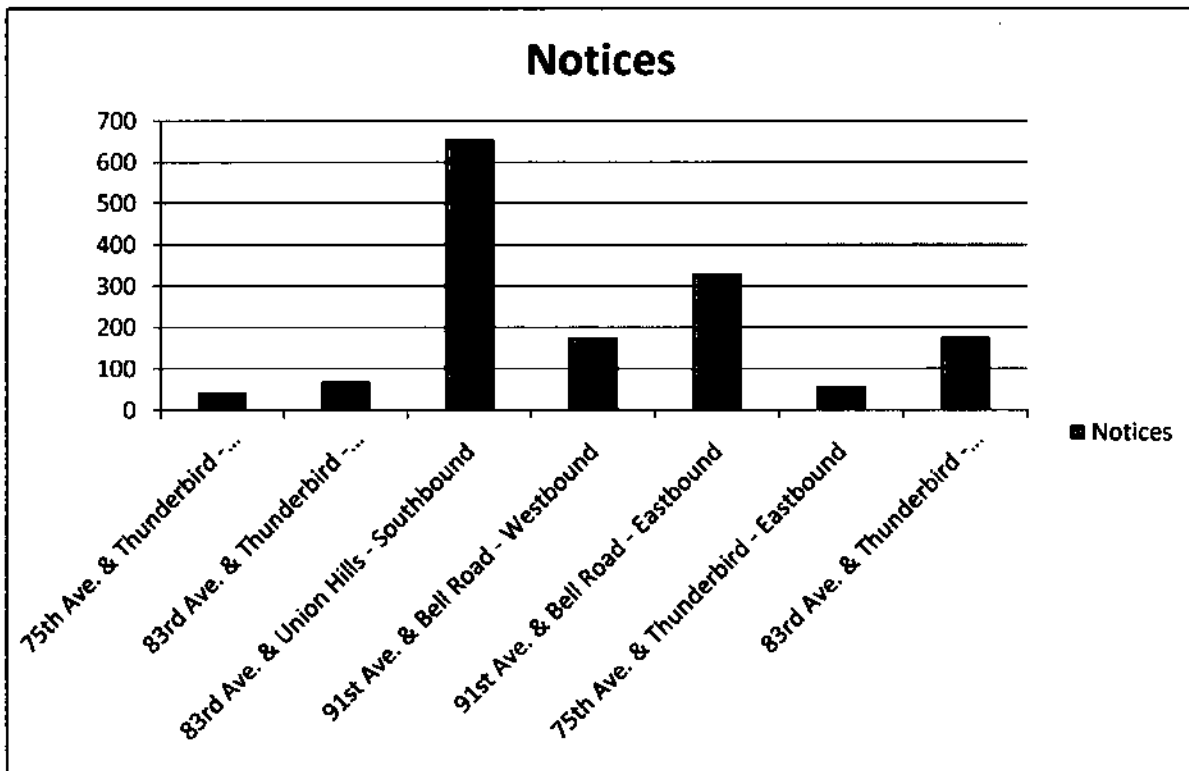
Jan-2009

Intersection	Notices
75th Ave. & Thunderbird - Northbound	53
83rd Ave. & Thunderbird - Northbound	36
83rd Ave. & Union Hills - Southbound	711
91st Ave. & Bell Road - Westbound	185
91st Ave. & Bell Road - Eastbound	316
75th Ave. & Thunderbird - Eastbound	36
83rd Ave. & Thunderbird - Westbound	159



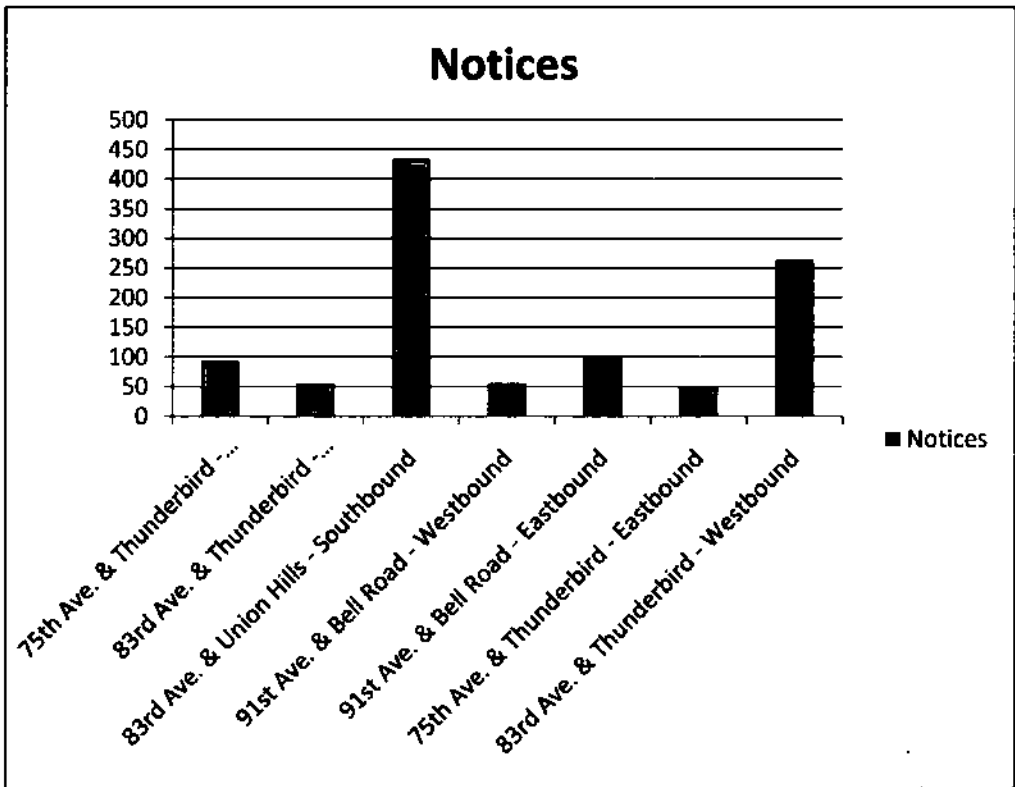
Feb-2009

Intersection	Notices
75th Ave. & Thunderbird - Northbound	44
83rd Ave. & Thunderbird - Northbound	70
83rd Ave. & Union Hills - Southbound	656
91st Ave. & Bell Road - Westbound	176
91st Ave. & Bell Road - Eastbound	330
75th Ave. & Thunderbird - Eastbound	57
83rd Ave. & Thunderbird - Westbound	176



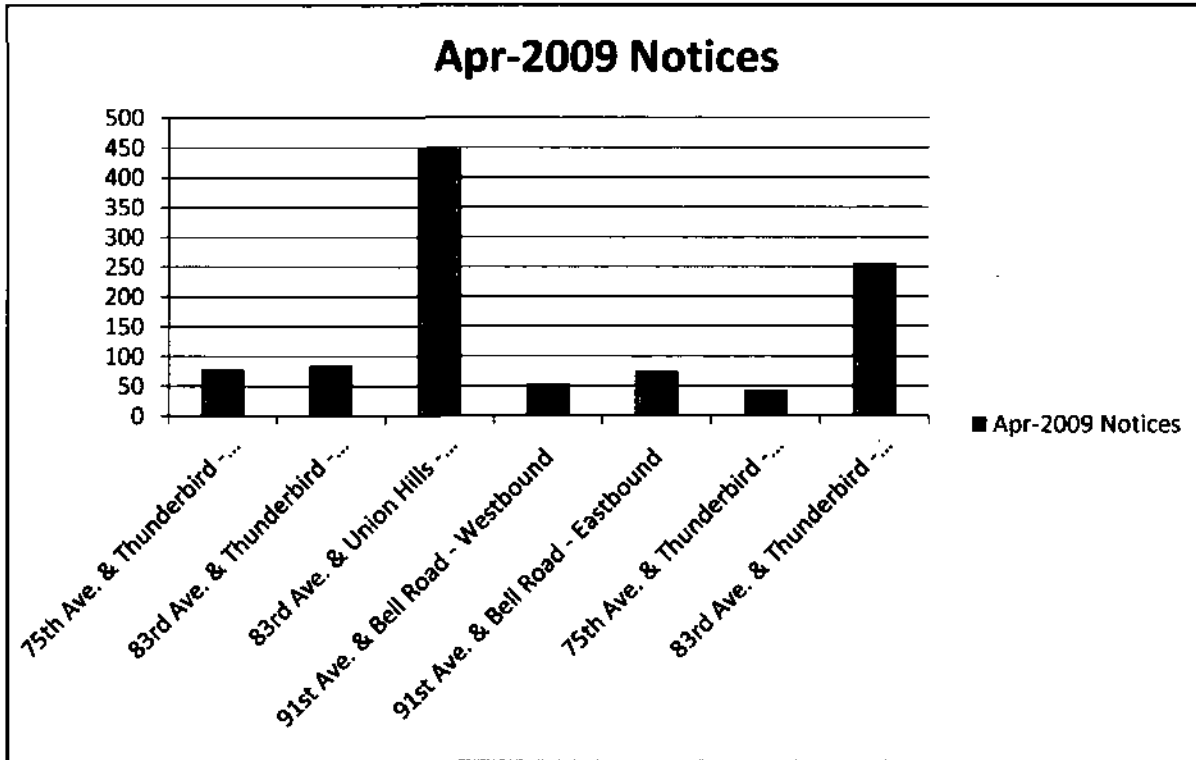
Mar-2009

Intersection	Notices
75th Ave. & Thunderbird - Northbound	94
83rd Ave. & Thunderbird - Northbound	55
83rd Ave. & Union Hills - Southbound	434
91st Ave. & Bell Road - Westbound	56
91st Ave. & Bell Road - Eastbound	98
75th Ave. & Thunderbird - Eastbound	48
83rd Ave. & Thunderbird - Westbound	263



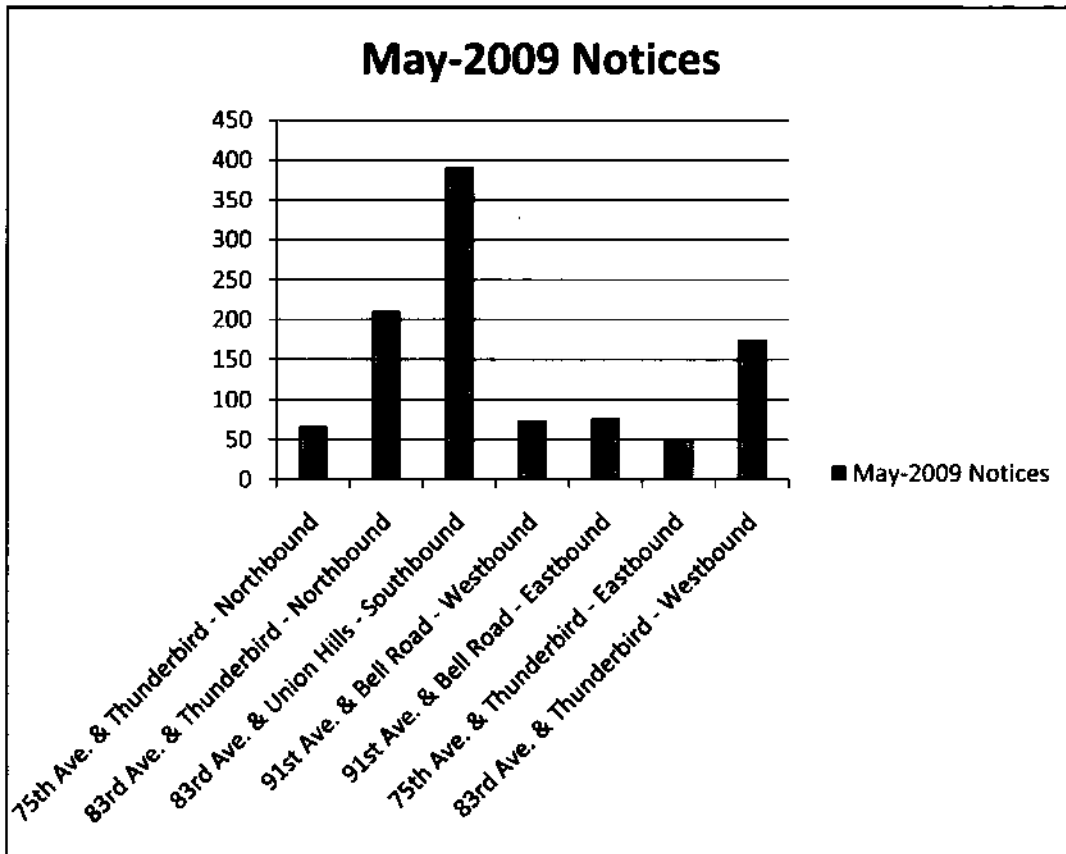
Apr-2009

Intersection	Notices
75th Ave. & Thunderbird - Northbound	78
83rd Ave. & Thunderbird - Northbound	85
83rd Ave. & Union Hills - Southbound	446
91st Ave. & Bell Road - Westbound	53
91st Ave. & Bell Road - Eastbound	75
75th Ave. & Thunderbird - Eastbound	43
83rd Ave. & Thunderbird - Westbound	255



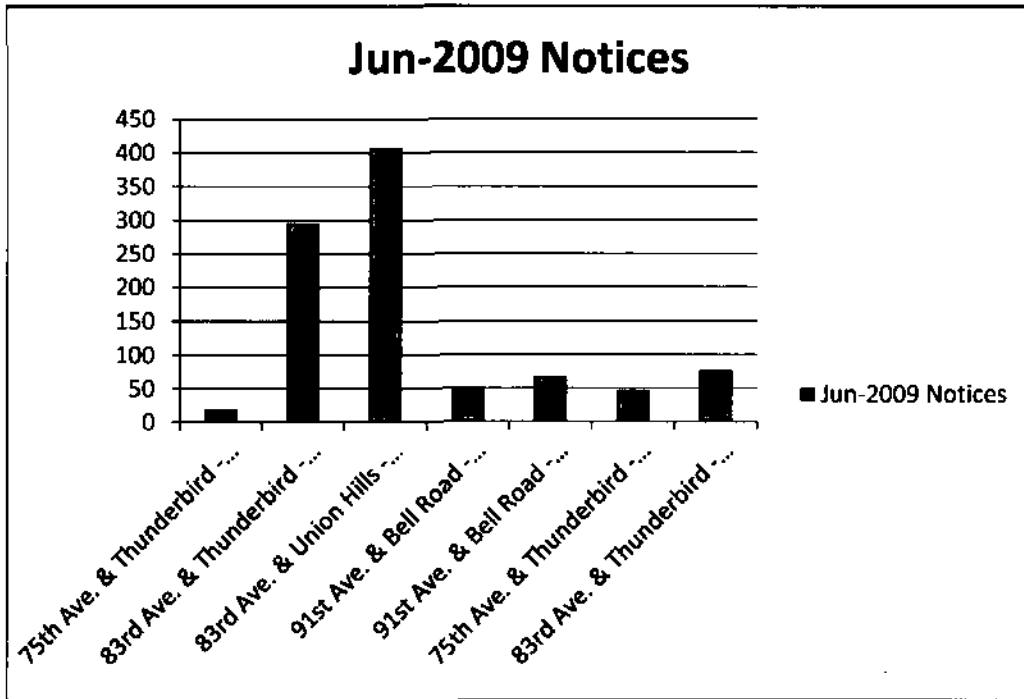
May-2009

Intersection	Notices
75th Ave. & Thunderbird - Northbound	67
83rd Ave. & Thunderbird - Northbound	211
83rd Ave. & Union Hills - Southbound	391
91st Ave. & Bell Road - Westbound	74
91st Ave. & Bell Road - Eastbound	77
75th Ave. & Thunderbird - Eastbound	50
83rd Ave. & Thunderbird - Westbound	175



Jun-2009

Intersection	Notices
75th Ave. & Thunderbird - Northbound	20
83rd Ave. & Thunderbird - Northbound	296
83rd Ave. & Union Hills - Southbound	408
91st Ave. & Bell Road - Westbound	53
91st Ave. & Bell Road - Eastbound	68
75th Ave. & Thunderbird - Eastbound	46
83rd Ave. & Thunderbird - Westbound	77



Jul-2009

Intersection	Notices
75th Ave. & Thunderbird - Northbound	10
83rd Ave. & Thunderbird - Northbound	234
83rd Ave. & Union Hills - Southbound	258
91st Ave. & Bell Road - Westbound	40
91st Ave. & Bell Road - Eastbound	63
75th Ave. & Thunderbird - Eastbound	34
83rd Ave. & Thunderbird - Westbound	69

